

# THE IMPACT OF CORONAVIRUS ON HOUSEHOLDS WITH CHILDREN

September 2020



Robert Wood Johnson Foundation



**HARVARD**  
**T.H. CHAN**  
SCHOOL OF PUBLIC HEALTH

# Survey Background

The coronavirus pandemic has had unprecedented, widespread impacts on households across America. As the virus spreads around the country, outbreaks and the resulting economic shutdowns to contain its spread have caused problems in the lives of most households. However, the most severe economic and health impacts have been concentrated among a smaller group of households who are in crisis.

This survey focuses on examining the most serious problems facing U.S. households as a result of the coronavirus outbreak, with an aim to identify vulnerable populations in urgent need of government help or charitable aid. NPR, The Robert Wood Johnson Foundation, and Harvard T.H. Chan School of Public Health conducted a five-part polling series in July – August 2020 to examine the most serious health and financial problems facing households across America prior to the expiration of federal coronavirus support programs.

The coronavirus outbreak has created unusual problems for many individuals in responding to requests for surveys. Because of this situation, this survey offered adults three choices to complete the survey: online, landline, and telephone. The survey design allowed greater capture of the general population and several hard-to-reach populations beyond standard telephone polling methods. It was also designed to overcome internet connectivity issues by a substantial share of households, as well as web-based preferences among those with internet.

The findings of this series will be detailed in the following reports: (1) *The Impact of Coronavirus on Households with Children*, this report; (2) *The Impact of Coronavirus on Households, by Race/Ethnicity*; (3) *The Impact of Coronavirus on Households in Major U.S. Cities*, a report on the four largest U.S. cities (New York, Los Angeles, Chicago, and Houston); (4) *The Impact of Coronavirus on Households in Rural America*; and (5) *The Impact of Coronavirus on Households Across America*, a national summary report.

This report details the experiences of households with children under 18 years old living there, during the coronavirus outbreak across different areas of their lives, including serious problems with their finances, jobs, health care, housing, transportation, caregiving, and well-being. It was conducted July 1 – August 3, 2020, among a nationally representative, probability-based, address-based sample of adults ages 18 or older. Of note, this survey was conducted at one point in the continuing development of the coronavirus outbreak, and reported experiences may change over time. In this series, adults were asked to report on serious problems facing both themselves and others living in their households. Thus, for all questions asked about the household, measures are reported as a percentage of households.

## Report Highlights for Households with Children

Billions of dollars have been appropriated by federal and state governments since the start of the coronavirus outbreak, with the aim of broadly protecting Americans who are particularly vulnerable during this time. Despite these actions, results from this survey show that a substantial share of households with children have not been protected from financial problems, reporting serious impacts across many areas of their lives. A majority of households with children report facing serious financial problems, including majorities of white, Latino, and Black households, a majority of households with children that have incomes below \$100,000, and a majority of households with children that have experienced employment or wage losses during this time. These findings raise important concerns about the limited financial resources of these households to weather long-term financial and health effects of the coronavirus outbreak, as a large share have depleted their savings and report having major problems paying for basic costs of living, including food, rent, and medical care. In addition, these reported experiences may have a significant impact on economic and health outcomes for both adults and children living in these households in the long-term.

Main findings from this report include:

- A majority of households with children (61%) report facing serious financial problems during the coronavirus outbreak. This includes most Latino (86%) and a majority of Black (66%) and White (51%) households with children reporting serious financial problems. It also includes about three in four households with children that have incomes below \$100,000 (74%) reporting serious financial problems during the coronavirus outbreak.
- More than four in ten households with children report they have used up all or most of their savings (44%) during the coronavirus outbreak, while an additional 11% report they didn't have any household savings prior to the outbreak.
- Six in ten households with children (60%) report any adult household members have lost their jobs, lost their businesses, been furloughed, or had wages or hours reduced since the start of the coronavirus outbreak. Among households with children that have experienced job or wage losses during the coronavirus outbreak, the vast majority (76%) report facing serious financial problems during this time.
- Since the start of the coronavirus outbreak, a majority of households with children (59%) report serious problems caring for their children, including more than one in three (36%) who report serious problems keeping their children's education going.
- When it comes to internet connectivity, about one in three households with children (34%) report either having serious problems with their internet connection to do schoolwork or their jobs, or that they do not have a high-speed internet connection at home.

# INTRODUCTION

This report, *The Impact of Coronavirus on Households with Children*, is based on a five-part polling series conducted for NPR, the Robert Wood Johnson Foundation, and the Harvard T.H. Chan School of Public Health. It details the experiences of households with children under 18 years old during the coronavirus outbreak in different areas of their lives, including serious problems with finances, employment, health care, housing, transportation, caregiving, and well-being.

## Table of Contents

### SECTION I. MAIN FINDINGS

I. Serious Financial Problems for Households with Children.....	4
II. Serious Problems with Employment and Work for Households with Children.....	6
III. Serious Problems Caring for Children .....	8
IV. Serious Problems Affording Housing and Food for Households with Children.....	9
V. Other Serious Problems for Households with Children .....	10

### SECTION II. SUBGROUP FINDINGS

VI. Serious Problems for Households with Young Children (Ages 0–8).....	11
VII. Serious Problems with COVID-19 among Households with Children.....	12

### SECTION III. METHODS

VIII. Methodology .....	13
-------------------------	----

This poll was conducted July 1 – August 3, 2020, among a probability-based, address-based, representative sample of 3,454 U.S. adults ages 18 or older, including 1,000 adults in households who are living with children under age 18. Adults were asked to report on serious problems facing both themselves and others living in their households. As a result, for all questions asked about the household, measures are reported as a percentage of households. Race/ethnicity is categorized as non-Hispanic white, non-Hispanic Black, Latino, Asian, and Native American. \* Respondents self-reported their own race/ethnicity, and the racial/ethnic identity of others living in respondents' households was not asked. As a result, measures are reported as a percentage of households according to the respondent's own race/ethnicity (e.g., Black households, Latino households). Income categories (reported 2019 household income) are set at <\$30,000, \$30,000 – <\$100,000, and \$100,000+. † This survey only covers the non-institutionalized U.S. population, excluding those living in nursing homes, prisons, and hospitals, who are disproportionately impacted by the coronavirus outbreak. In addition, it was conducted at one point in time in the continuing development of the coronavirus outbreak, and reported experiences may change over time. For the time frame, respondents were asked about their experiences since the start of the coronavirus outbreak. Reported experiences may not have been directly caused by the outbreak. The margin of error at the 95% confidence interval for households with children under 18 is  $\pm 6.0$  percentage points.

\* Asians and Native Americans comprise a smaller share of the national population. For more details on experiences of Asian and Native American households, please see the companion report, *The Impact of Coronavirus on Households, By Race/Ethnicity*.

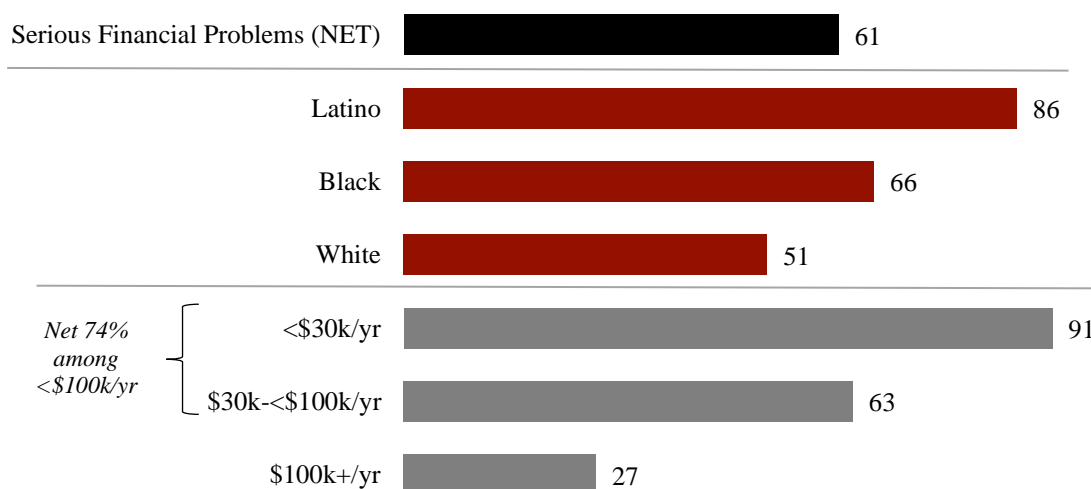
† <\$30,000/year is approximately 138% of the 2020 federal poverty level (FPL) for a three-person household. 138% FPL is the eligibility threshold for some federal aid programs for low-income households; [see HHS Poverty Guidelines for 2020](#) for detailed information on FPL. \$100,000 is more than four times the 2020 FPL for a three-person family.

## I. Serious Financial Problems for Households with Children

### A majority of households with children report facing serious financial problems during the coronavirus outbreak

During the coronavirus outbreak, a majority of households with children (61%) report facing serious financial problems. This includes most Latino (86%) households with children, and a majority of Black (66%) and White (51%) households with children reporting serious financial problems (see Figure 1). It also includes about three in four households with children that have annual incomes below \$100,000 (74%) reporting serious financial problems, with most of those earning less than \$30,000 reporting serious financial problems (91%), and a majority of those earning between \$30,000 and \$99,999 (63%) reporting serious financial problems.

**Figure 1. Serious Financial Problems among U.S. Households with Children During the Coronavirus Outbreak (in Percent)**



NPR/Robert Wood Johnson Foundation/Harvard T.H. Chan School of Public Health, *The Impact of Coronavirus on Households with Children*, 7/1/20 – 8/3/20. N=1,000 U.S. adults ages 18+ living in households with children under age 18. Race/ethnicity categorized as non-Hispanic White, non-Hispanic Black, and Latino. Income defined as reported 2019 household income. *Net Q4-5. At any point since the start of the coronavirus outbreak, has anyone living in your household... had a) serious problems paying mortgage/rent, b) serious problems paying utilities, c) serious problems making car payments, d) serious problems affording medical care, e) serious problems paying credit cards/loans/other debt, f) serious problems affording food, g) other serious financial problems? ...used up all or most of their savings?*

In specific financial areas (see Table 1), more than four in ten households with children report using up all or most of their savings (44%) during the coronavirus outbreak, while an additional 11% report they didn't have any household savings prior to the outbreak. Notable shares of households with children report facing serious financial problems in several areas, including about three in ten who report facing serious problems with paying credit cards, loans, or other debt (31%), and about one in four who report serious problems paying their mortgage or rent (26%) and their utilities (25%). Table 1 contains detailed areas of reported financial problems among households with children.

**Table 1. Serious Financial Problems Among U.S. Households with Children During the Coronavirus Outbreak (in Percent)**

*Q4-5. At any point since the start of the coronavirus outbreak... has anyone living in your household had \_\_\_\_\_, or not? ... to your knowledge, has anyone living in your household used up all or most of their savings, or not?*

	% Yes
Serious financial problems (NET)	61
Used up all/most of savings*	44
Serious problems paying credit cards/loans/debt	31
Serious problems paying mortgage/rent	26
Serious problems paying utilities	25
Serious problems affording food	22
Serious problems making car payments	22
Serious problems affording medical care	19
Other serious financial problems	19

NPR/Robert Wood Johnson Foundation/Harvard T.H. Chan School of Public Health, *The Impact of Coronavirus on Households with Children*, 7/1/20 – 8/3/20. N=1,000 U.S. adults ages 18+ living in households with children under age 18. Q4/Q5. Categories ranked by highest % among respondents. \*An additional 11% volunteered they didn't have any household savings prior to the coronavirus outbreak.

## II. Serious Problems with Employment and Work for Households with Children

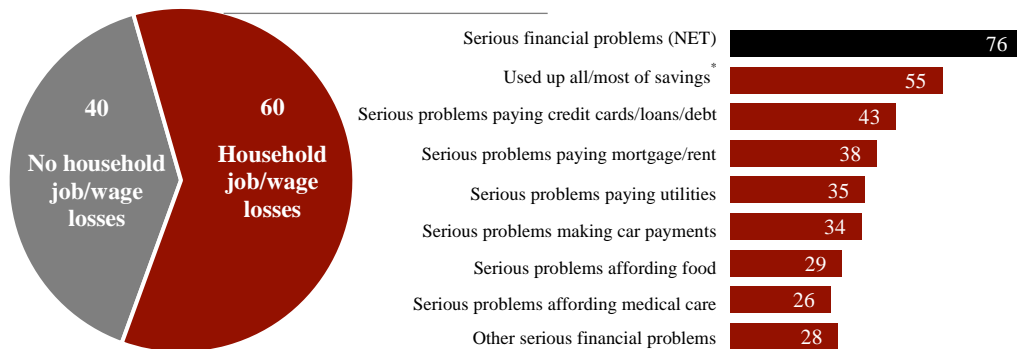
### A majority of households with job or wage losses report serious financial problems

Six in ten households with children (60%) report any adult household members have lost their jobs, lost their businesses, been furloughed, or had wages or hours reduced since the start of the coronavirus outbreak. Among households with children that have experienced job or wage losses during the coronavirus outbreak, the vast majority (76%) report facing serious financial problems during this time. Figure 2 displays serious financial problems reported in specific areas among households with children that have experienced job or wage losses during the coronavirus outbreak.

**Figure 2. Serious Financial Problems Among U.S. Households with Children with Job/Wage Losses During the Coronavirus Outbreak (in Percent)**

Q6a-b. At any point since the start of the coronavirus outbreak, have any adults living in your household lost their job, lost their business, been furloughed, taken mandatory unpaid leave, or had wages or hours reduced?

Among the 60% of households with job/wage losses during the outbreak: Q4-5. At any point since the start of the coronavirus outbreak... has anyone living in your household had \_\_\_\_\_, or not? ... to your knowledge, has anyone living in your household used up all or most of their savings, or not?

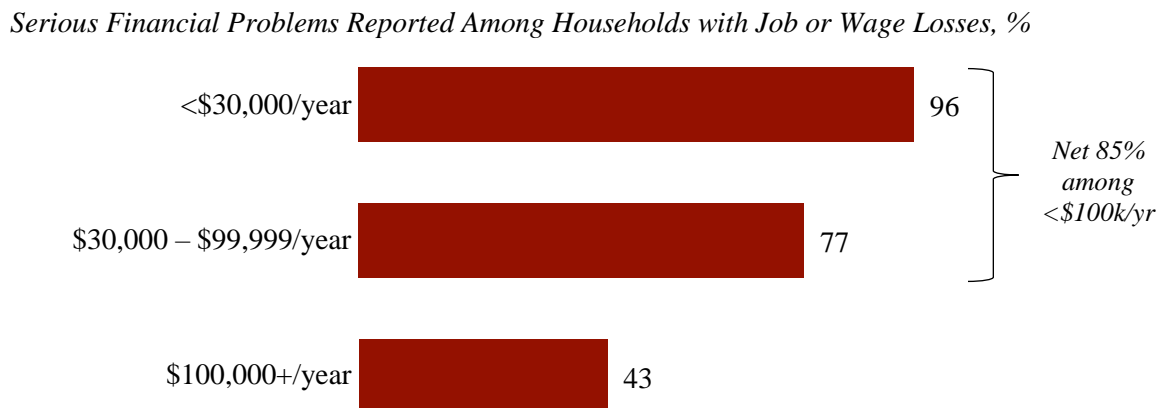


NPR/Robert Wood Johnson Foundation/Harvard T.H. Chan School of Public Health, *The Impact of Coronavirus on Households Across America*, 7/1/20 – 8/3/20. N=1,000 U.S. adults ages 18+ living in households with children under age 18. Categories ranked by highest % among respondents. \*An additional 10% volunteered they didn't have any household savings prior to the coronavirus outbreak.

### Impact of job/wage losses varies by household income

Since the start of the coronavirus outbreak, job or wage losses are reported among 72% of households with children that have annual incomes below \$30,000, 61% of those that have annual incomes between \$30,000 and \$99,999, and 48% of those that have annual incomes of \$100,000 or more. And when it comes to the financial ability to weather impacts from these employment changes, households with incomes below \$100,000 a year are much worse off than those with higher incomes (see Figure 3). Among households with children that have experienced job or wage losses during the coronavirus outbreak, most with incomes below \$100,000 report having serious financial problems, including 96% of those with annual incomes below \$30,000 and 77% of those with annual income between \$30,000 and \$99,999, compared with 43% of those with incomes of \$100,000 or more.

**Figure 3. Serious Financial Problems among U.S. Households with Children with Job or Wage Losses During the Coronavirus Outbreak, by Household Income (in Percent)**



NPR/Robert Wood Johnson Foundation/Harvard T.H. Chan School of Public Health, *The Impact of Coronavirus on Households Across America*, 7/1/20 – 8/3/20. N=603 U.S. adults ages 18+ living in households with children with job/wage losses during the coronavirus outbreak. Income defined as reported 2019 household income. Net Q4-5. At any point since the start of the coronavirus outbreak, has anyone living in your household... had a) serious problems paying mortgage/rent, b) serious problems paying utilities, c) serious problems making car payments, d) serious problems affording medical care, e) serious problems paying credit cards/loans/other debt, f) serious problems affording food, g) other serious financial problems? ...used up all or most of their savings?



### III. Serious Problems Caring for Children

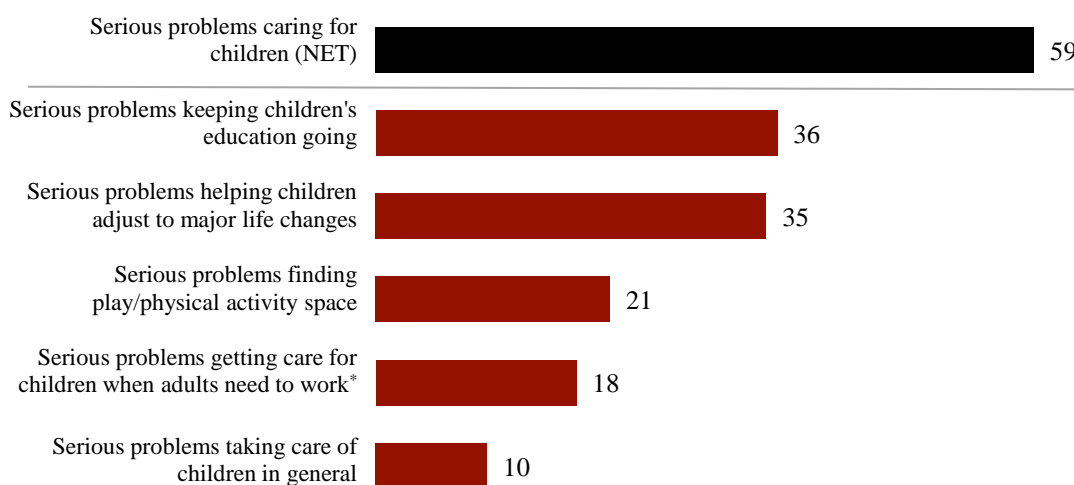
#### About six in ten households report serious problems with caregiving

Since the start of the coronavirus outbreak, about six in ten households with children under age 18 (59%) report they have experienced serious problems caring for their children (see Figure 4). This includes more than one in three who report serious problems keeping the education of their children going (36%) and helping children adjust to major changes in their lives (35%). About one in five of these households (21%) also report serious problems finding space for children to play or get physical activity while maintaining a safe distance from others, while nearly one in five of these working households (18%) report serious problems getting care for children when adults need to work. One in ten report serious problems taking care of children in general (10%).

#### About one in three households report serious internet connectivity problems

When it comes to internet connectivity, about one in three households with children under 18 (34%) report either having serious problems with their internet connection to do schoolwork or their jobs, or that they do not have a high-speed internet connection at home.

**Figure 4. Serious Caregiving Problems among Households with Children during the Coronavirus Outbreak (in Percent)**



NPR/Robert Wood Johnson Foundation/Harvard T.H. Chan School of Public Health, *The Impact of Coronavirus on Households Across America*, 7/1/20 – 8/3/20. N=1,000 U.S. adults ages 18+ living in households with children under age 18. Net Q41. \*Question only asked among respondents in households with working or furloughed adults. Net Q41a-e. At any point since the start of the coronavirus outbreak, has anyone living in your household had serious problems with any of the following? Taking care of children in your household? Keeping the education of children in your household going? Finding space for children in your household to play or get physical activity while maintaining a safe distance from others? Helping children in your household adjust to major changes in their lives? (Among employed/furloughed): Getting care for children when adults need to work?

## IV. Serious Problems Affording Housing and Food for Households with Children

### About one in four households with children report serious problems paying rent

During the coronavirus outbreak, about one in four households with children report facing serious problems paying their mortgage or rent (26%), with about one in seven of all households with children (14%) reporting they have fallen behind on rent or mortgage. In addition, one in four (25%) report facing serious problems paying their utilities (see Table 3).

**Table 3. Serious Problems Affording Housing and Food among U.S. Households with Children During the Coronavirus Outbreak (in Percent)**

*At any point since the start of the coronavirus outbreak, has anyone living in your household...*

	Total
Had serious problems paying mortgage/rent	26
Had serious problems paying utilities	25
Missed/delayed paying major bills to ensure household members had enough to eat	23
Had serious problems affording food	22
Fallen behind on mortgage/rent payments	14
Had serious problems not getting enough to eat every day	8

NPR/Robert Wood Johnson Foundation/Harvard T.H. Chan School of Public Health, *The Impact of Coronavirus on Households with Children*, 7/1/20 – 8/3/20. N=1,000 U.S. adults ages 18+ living in households with children under age 18. Q4a-b, Q4f/Q38-39/Q49. Categories ranked by highest % among respondents.

### More than one in five households with children report missing or delaying paying major bills to ensure everyone had enough to eat

During the coronavirus outbreak, more than one in five households with children (23%) report missing or delaying paying any major bills to ensure everyone had enough to eat (see Table 3), and a majority of those households (70%) reported this caused serious financial problems for them. About one in six households with children (22%) report serious problems affording food since the coronavirus outbreak began, while fewer than one in ten (8%) report serious problems not getting enough food to eat every day.

## V. Other Serious Problems for Households with Children

### About one in three households report serious problems coping with isolation

About one in three households with children (32%) report anyone in their household has had serious problems coping with social and physical isolation during the coronavirus outbreak.

### Serious problems finding space or time for physical activity

When it comes to physical activity during the coronavirus outbreak, three in ten households with children (30%) report serious problems finding time to get physical activity or exercise, while more than one in five (23%) report facing serious problems finding space to get physical activity or exercise while maintaining a safe distance from others (see Table 4). About one in five households with children (21%) report serious problems finding space for children to play or be physically active while maintaining a safe distance from others.

**Table 4. Serious Problems with Access to Safe Physical Activity among Households with Children During the Coronavirus Outbreak (in Percent)**

*At any point since the start of the coronavirus outbreak, has anyone living in your household had serious problems finding ...*

	<i>% Yes</i>
Time for physical activity or exercise	30
Space to get physical activity or exercise while maintaining a safe distance from others	23
Space for children's play/physical activity while maintaining a safe distance from others	21

NPR/Robert Wood Johnson Foundation/Harvard T.H. Chan School of Public Health, *The Impact of Coronavirus on Households with Children*, 7/1/20 – 8/3/20. N=1,000 U.S. adults ages 18+ living in households with children under age 18. Q41c/Q44-a. Categories ranked by highest % among respondents.

### Few report receiving local government or charitable help for their serious problems

Fewer than one in ten households with children (6%) report receiving help from the local government for serious problems they have had since the start of the coronavirus outbreak. About one in ten (9%) report receiving help from nonprofit groups, churches, or neighbors with serious problems they have had during this time.

## VI. Serious Problems for Households with Young Children (0–8 years old)

Experiences in early childhood can set a foundation for lifetime health outcomes, and households with young children may face distinct challenges during the coronavirus outbreak, particularly when it comes to serious financial problems, education, and childcare. This survey included a sample of 559 adults living in households with children 8 years old and under. Highlights of major household problems reported by these households with young children are included below.

- More than six in ten households with young children (62%) report facing serious financial problems during the coronavirus outbreak. This includes nearly half of households with young children (48%) who report using up all or most of their savings during the coronavirus outbreak, while an additional 10% report they didn't have any household savings prior to the outbreak.
- More than six in ten households with young children (63%) report any adult household members have lost their jobs, lost their businesses, been furloughed, or had wages or hours reduced since the start of the coronavirus outbreak. Among households with young children that have experienced job or wage losses during the coronavirus outbreak, the vast majority (78%) report facing serious financial problems during this time.
- Since the start of the coronavirus outbreak, six in ten households with young children (60%) report serious problems caring for their children. Serious problems reported include about one in three who report serious problems keeping the education of their children going (33%) and helping children adjust to major changes in their lives (32%). Among working households with young children, one in four (25%) report serious problems getting care for children when adults need to work. One in four households with children (25%) also report serious problems finding space for children to play or get physical activity while maintaining a safe distance from others, while about one in eight (12%) report serious problems taking care of children in general.
- During the coronavirus outbreak, one in four households with young children (25%) report missing or delaying paying any major bills to ensure everyone had enough to eat, with seven in ten of those households (71%) reporting this caused serious financial problems for them.

## VII. Serious Problems with COVID-19 among Households with Children

Among the 6% of households with U.S. households with children where someone has been diagnosed with COVID-19, adults report substantially worse problems with their finances and caring for children than households who have not had COVID-19.

Highlights of major household problems reported by these households where someone has been diagnosed with COVID-19 are reported below (see Table 5).

- Most (94%) households with children where someone has been diagnosed with COVID-19 report facing serious financial problems during the coronavirus outbreak. This includes about eight in ten households with children where someone has been diagnosed with COVID-19 who report using up all or most of their savings during the coronavirus outbreak (79%), while an additional 13% report they didn't have any household savings prior to the outbreak.
- Most (84%) households with children where someone has been diagnosed with COVID-19 report any adult household members have lost their jobs, lost their businesses, been furloughed, or had wages or hours reduced since the start of the coronavirus outbreak.
- Most (87%) households with children where someone has been diagnosed with COVID-19 report serious problems caring for their children during the coronavirus outbreak.

**Table 5. Serious Problems Among U.S. Households with Children During the Coronavirus Outbreak, Comparing Households With and Without COVID-19 Diagnoses (in Percent)**

	<i>Households with children where anyone has been diagnosed with COVID-19</i>	<i>Households with children where no one has been diagnosed with COVID-19</i>
<b>Serious financial problems*</b>	94	59
<b>Serious problems caring for children†</b>	87	58

NPR/Robert Wood Johnson Foundation/Harvard T.H. Chan School of Public Health, *The Impact of Coronavirus on Households with Children*, 7/1/20 – 8/3/20. N=1,000 U.S. adults ages 18+ living in households with children under age 18. \*Serious financial problems is a summary measure, net of “yes” responses to Q4-5. At any point since the start of the coronavirus outbreak, has anyone living in your household... had a) serious problems paying mortgage/rent, b) serious problems paying utilities, c) serious problems making car payments, d) serious problems affording medical care, e) serious problems paying credit cards/loans/other debt, f) serious problems affording food, g) other serious financial problems? ...used up all or most of their savings? † Serious problems caring for children is a summary measure, net of “yes” responses to Q41a-e. At any point since the start of the coronavirus outbreak, has anyone living in your household had serious problems with any of the following? Taking care of children in your household? Keeping the education of children in your household going? Finding space for children in your household to play or get physical activity while maintaining a safe distance from others? Helping children in your household adjust to major changes in their lives? (Among employed/furloughed): Getting care for children when adults need to work?

## VIII. Methodology

The poll in this study is part of an on-going series of surveys developed by researchers at the Harvard Opinion Research Program (HORP) at Harvard T.H. Chan School of Public Health in partnership with the Robert Wood Johnson Foundation and NPR. The research team consists of the following members at each institution.

**Harvard T.H. Chan School of Public Health:** Robert J. Blendon, Emeritus Professor of Health Policy and Political Analysis and Executive Director of HORP; John M. Benson, Senior Research Scientist and Managing Director of HORP; Mary G. Findling, Senior Research Specialist; Chelsea Whitton Pearsall, Research Coordinator.

**Robert Wood Johnson Foundation:** Carolyn Miller, Senior Program Officer, Research-Evaluation-Learning; Jordan Reese, Director of Media Relations; Martina Todaro, Research Associate, Research-Evaluation-Learning.

**NPR:** Andrea Kissack, Senior Supervising Editor, Science Desk; Joe Neel, Deputy Senior Supervising Editor, Science Desk; Vickie Walton-James, Senior Supervising Editor, National Desk; Laura Smitherman, Deputy Senior Supervising Editor, National Desk; Luis Clemens, Supervising Editor, National Desk; Ken Barcus, Midwest Bureau Chief; Jason DeRose, Senior Editor, National Desk.

Interviews were conducted online and via telephone (cellphone and landline), **July 1 – August 3, 2020**, among a nationally representative, probability-based sample of 3,454 adults age 18 or older in the U.S., including 1,000 adults in households who are living with children under age 18. Data collection was conducted in English and Spanish by SSRS (Glen Mills, PA), an independent research company. The margin of sampling error, including the design effect, was  $\pm 6.0$  percentage points at the 95% confidence level.

The core of the sample was address-based, with respondents sampled from the United States Postal Service's Computerized Delivery Sequence (CDS) file. Sampled households were sent an invitation letter including a link to complete the survey online and a toll-free number that respondents could call to complete the survey with a telephone interviewer. All respondents were sent a reminder postcard, which also included a QR code they could scan to be linked to the survey via a smart device. Households that could be matched to telephone numbers and that had not yet completed the survey were called to attempt to complete an interview. In order to represent the hardest-to-reach populations, the address-based sample (ABS) was supplemented by telephone interviews with respondents who had previously completed interviews on the weekly random-digit dialing (RDD) SSRS Omnibus poll and online using the SSRS Opinion Panel, a probability-based panel.

A total of 2,992 respondents completed the questionnaire online, 127 by calling in to complete, and 335 were completed as outbound interviews.

Possible sources of non-sampling error include non-response bias, as well as question wording and ordering effects. Non-response produces some known biases in survey-derived estimates because participation tends to vary for different subgroups of the population. To compensate for these known biases and for variations in probability of selection within and across households, the samples were weighted to match the distribution of the population based on data from the U.S. Census Bureau's 2018 American Community Survey (ACS). Weighting parameters included: gender, age, education level, race/ethnicity, and region.

### **Characteristics of Population Subgroups: Households with Children Under 18**

	<b>Number of interviews (unweighted)</b>
By race/ethnicity	
HH w child <18/Latino	299
HH w child <18/Black	203
HH w child <18/White	380
By household income (2019)	
HH w child <18/<\$100,000/year (net)	481
HH w child <18/<\$30,000/year	232
HH w child <18/<\$30,000-<\$100,000/year	249
HH w child <18/<\$100,000+/year	117
By job/wage loss in household	
HH w child <18/Job-wage loss in household	603
HH w child 0-8/Job-wage loss in household	336
Households with children ages 0 – 8	559
Households with children where someone has been diagnosed with COVID-19	60

**NPR**  
**ROBERT WOOD JOHNSON FOUNDATION**  
**HARVARD T.H. CHAN SCHOOL OF PUBLIC HEALTH**

---

## **THE IMPACT OF CORONAVIRUS ON HOUSEHOLDS WITH CHILDREN**

The survey was conducted for National Public Radio, the Robert Wood Johnson Foundation, and Harvard T.H. Chan School of Public Health, online and via telephone (cellphone and landline) by SSRS, an independent research company. Interviews were conducted in English and Spanish, **July 1 – August 3, 2020**, among a nationally representative, probability-based sample of 3,454 adults age 18 or older in the U.S., including 1,000 adults in households who are living with children under age 18.

The main part of the sample was address-based, with respondents sampled from the United States Postal Service's Computerized Delivery Sequence (CDS) file. Sampled households were sent an invitation letter including a link to complete the survey online and a toll-free number that respondents could call to complete the survey with a telephone interviewer. In order to represent the hardest-to-reach populations, the address-based sample (ABS) was supplemented by telephone interviews with respondents who had previously completed interviews on the weekly random-digit dialing (RDD) SSRS Omnibus poll and online using the probability-based SSRS Opinion Panel.

	<b>Number of interviews (unweighted)</b>	<b>Margin of sampling error at the 95% confidence level (percentage points)</b>
<b>National total</b>	3,454	±3.3
<b>Households with children under 18</b>	1,000	±6.0



## I. FINANCIAL AND WORKPLACE EXPERIENCES

In this survey, we'll be asking you about serious problems you and people living with you have experienced as a result of the coronavirus outbreak in the United States, which began earlier this year. Most questions are about anyone living in your household, meaning you and anyone else currently living with you, whether or not they are a permanent resident at your address. By "serious problem," we mean something that creates great difficulty for you and people living in your household.

### Serious Financial Problems

Q4. At any point since the start of the coronavirus outbreak, (have you/has anyone living in your household) had (INSERT ITEM), or not?

- a. serious problems paying (your/their) rent or mortgage

	Yes	No	Don't know/ Refused/Web blank
<b>National</b>	19	81	*
<b>Households with children</b>	26	74	--

- b. serious problems paying for utilities, like gas or electricity

	Yes	No	Don't know/ Refused/Web blank
<b>National</b>	18	82	*
<b>Households with children</b>	25	74	1

- c. serious problems making car payments

	Yes	No	Don't know/ Refused/Web blank
<b>National</b>	14	86	*
<b>Households with children</b>	22	78	*

- d. serious problems affording medical care

	Yes	No	Don't know/ Refused/Web blank
<b>National</b>	15	84	1
<b>Households with children</b>	19	81	*

- e. serious problems paying credit card bills, loans, or other debt

	Yes	No	Don't know/ Refused/Web blank
<b>National</b>	21	78	1
<b>Households with children</b>	31	69	*

f. serious problems affording food

	Yes	No	Don't know/ Refused/Web blank
<b>National</b>	16	84	*
<b>Households with children</b>	22	78	*

g. other serious financial problems

	Yes	No	Don't know/ Refused/Web blank
<b>National</b>	14	86	*
<b>Households with children</b>	19	81	*

Q5. At any point since the start of the coronavirus outbreak, (have you/to your knowledge, has anyone living in your household) used up all or most of (your/their) savings, or not?

	National	Households with children
Yes	31	44
No	59	45
I did not have/No one in my household had any savings prior to the coronavirus outbreak	10	11
Don't know/Refused/ Web blank	*	*

**Q4/Q5 Serious Financial Problems Summary Table**  
Based on Total Respondents

	National	Households with children
<b>Have had serious financial problems (NET)</b>	<b>46</b>	<b>61</b>
Have not had serious financial problems	54	39

Q4a. At any point since the start of the coronavirus outbreak, (have you/has anyone living in your household) had serious problems paying (your/their) rent or mortgage, or not? **(If had serious problems paying their rent or mortgage since the start of the coronavirus outbreak, ask)** Q4aa. And at any point since the start of the coronavirus outbreak, have (you/they) fallen behind on paying the rent or mortgage, or not?

**Q4a/Q4aa Combo Table**  
Based on total respondents

	National	Households with children
Yes, have had serious problems paying their rent or mortgage	19	26
Yes, have fallen behind on paying the rent or mortgage	11	14
No, have not fallen behind on paying the rent or mortgage	8	12
No, have not had serious problems paying their rent or mortgage	81	74
Don't know/Refused/Web blank if had serious problems paying their rent or mortgage	*	*

**Serious Problems with Employment/Work**

Q6. At any point since the start of the coronavirus outbreak, (INSERT ITEM), or not?

- a. (have you/anyone age 18 or older living in your household) lost (your/their job), (your/their) business, or been furloughed

	National	Households with children
Yes	33	45
No	53	54
I was not/No one in my household was working before the start of the coronavirus outbreak/ Don't know/Refused/ Web blank	14	1

- b. (have you/has anyone age 18 or older living in your household) had wages or hours reduced, or taken mandatory unpaid leave

	National	Households with children
Yes	37	48
No	49	51
I was not/No one in my household was working before the start of the coronavirus outbreak/ Don't know/Refused/ Web blank	14	1

**Employment Loss Summary: Lost job, lost business, been furloughed, had wages or hours reduced, or taken mandatory unpaid leave**  
Based on total respondents

	National	Households with children
Employment loss for adult in the household (lost job, lost business, been furloughed, had wages or hours reduced, or taken mandatory unpaid leave)	46	60
Did not have employment loss for an adult in the household	54	40

Q12. Since the start of the coronavirus outbreak, (have you/has anyone living in your household) had serious problems with (your/their) internet connection to do work or schoolwork, or not?

	Yes	No	I don't have internet	Don't know/ Refused/Web blank
National	18	79	3	*
Households with children	27	71	2	*

**Health and Well-being**

Q28. At any point since the start of the coronavirus outbreak, (have you/has anyone living in your household) had serious problems coping with social and physical isolation, or not?

	Yes	No	Don't know/ Refused/Web blank
National	25	75	*
Households with children	32	68	*

Q30. At any point since the start of the coronavirus outbreak, have any nonprofit groups, churches, or neighbors helped (you/anyone living in your household) with serious problems (you/they) have had, or not?

	Yes	No	Don't know/ Refused/Web blank
<b>National</b>	7	93	*
<b>Households with children</b>	9	91	1

Q32. At any point since the start of the coronavirus outbreak, (have you/has anyone living in your household) received help from the local government for serious problems (you/they) have had, or not?

	Yes	No	Don't know/ Refused/Web blank
<b>National</b>	5	94	1
<b>Households with children</b>	6	93	*

### **Food**

Q38. At any point since the start of the coronavirus outbreak, (have you/has anyone living in your household) had serious problems with not getting enough food to eat every day, or (have you not/no members of your household) had serious problems with this?

	Yes	No	Don't know/ Refused/Web blank
<b>National</b>	7	92	1
<b>Households with children</b>	8	92	*

Q39. At any point since the start of the coronavirus outbreak, (have you/has anyone living in your household) missed or delayed paying any major bills in order to ensure (you/everyone) had enough to eat, or not?

	Yes	No	Don't know/ Refused/Web blank
<b>National</b>	17	83	*
<b>Households with children</b>	23	77	*

(Asked of respondents/someone in their household who missed or delayed paying some major bills in order to ensure that they had enough to eat since the start of the coronavirus outbreak; National n=615; Households with children n=280)

Q39a. Is missing or delaying paying these bills causing you/anyone living in your household serious financial problems?

	Yes	No	Don't know/ Refused/Web blank
<b>National</b>	68	31	1
<b>Households with children</b>	70	30	*

**Q39/Q39a Combo Table**  
Based on total respondents

	National	Households with children
Missed or delayed paying any major bills in order to ensure they had enough to eat	17	23
This caused serious financial problems	11	16
This did not cause serious financial problems	6	7
Have not missed or delayed paying any major bills in order to ensure they had enough to eat	83	77
Don't know/Refused/ Web blank	*	*

## CAREGIVING

Q2. How many children under 18 are currently living in your household?

	National
None	64
<b>Any children in household (NET)</b>	<b>36</b>
One	17
Two	11
Three	5
Four	3
Five or more	1
Don't know/Refused/ Web Blank	*

Q40. What is the age of the youngest child living in your household?

Q40a. Could you please tell me if your youngest child is:

	Households with children
<b>Eight years or younger (NET)</b>	<b>55</b>
Less than one year old	10
1 to 2 years old	18
3 to 4 years old	10
5 to 8 years old	18
<b>Nine years or older (NET)</b>	<b>44</b>
9 to 12 years old	18
13 to 15 years old	14
16 to 17 years old	11
Don't know/Refused/Web blank	1

Q41. At any point since the start of the coronavirus outbreak, (have you/has anyone living in your household) had serious problems with any of the following?

- a. taking care of children in your household

	Households with children
Yes	10
No	90
Don't know/Refused/ Web blank	*

- b. keeping the education of children in your household going

	Households with children
Yes	36
No	64
Don't know/Refused/ Web blank	*

- c. finding space for children in your household to play or get physical activity while maintaining a safe distance from others

	Households with children
Yes	21
No	79
Don't know/Refused/ Web blank	*

- d. helping children in your household adjust to major changes in their lives

	Households with children
Yes	35
No	65
Don't know/Refused/ Web blank	*

**(Asked of n=943 respondents who have a child under age 18 in their household and are either employed or lost their job or business, or have been furloughed)**

- e. getting care for children when (you/adults) need to work

	Households with children
Yes	18
No	67
I am not working	15
Don't know/Refused/ Web blank	*

#### **Q41 a-e Combo Table**

	Households with children
Have had serious problems	59
No serious problem	41

#### **Working Household with Child 2 Based on total respondents**

	National
Working household with child (have a child under age 18 in their household and are either employed or lost their job or business, or have been furloughed)	34
Non-working household with child	1
No child in household	64
Refused if child in household	1



## HOUSING AND TRANSPORTATION

(Now I am going to ask some questions/The next few questions will ask) about your current housing situation, whether or not it is your permanent address. These questions are about anyone living in your household, meaning you and anyone else currently living with you, whether or not they are a permanent resident at your address.

Q44. At any point since the start of the coronavirus outbreak, (have you/has anyone living in your household) had serious problems finding time to get physical activity or exercise?

	Yes	No	Don't know/ Refused/Web blank
<b>National</b>	24	76	*
<b>Households with children</b>	30	70	*

Q44a. At any point since the start of the coronavirus outbreak, (have you/has anyone living in your household) had serious problems finding space to get physical activity or exercise while maintaining a safe distance from others?

	Yes	No	Don't know/ Refused/Web blank
<b>National</b>	19	81	*
<b>Households with children</b>	23	77	*

Q51. Does your home have high-speed internet access, or not?

	Yes	No	Don't know/ Refused/Web blank
<b>National</b>	85	15	*
<b>Households with children</b>	86	14	*